



Antidote to Vaccine Injuries: “Green Bioelectronics” Generating Antioxidants Broadcasting 528 Frequency Resonance: Homeo/Alchemically-Prepared “Structured Water” Vibrating OxySilver™ Nutraceuticals

Leonard G Horowitz*

Department of Educational Outreach, Medical Veritas International, Inc., USA

*Corresponding Author: Leonard G Horowitz, Department of Educational Outreach, Medical Veritas International, Inc., USA.

Received: August 15, 2022

Published: April 05, 2023

© All rights are reserved by **Leonard G Horowitz.**

Abstract

Reports of severe immunological suppression, genetic alterations, and increased morbidity and mortality in COVID vaccine recipients have raised the need for safe and effective antidotes. Massive public distrust of vaccines, drug companies, governmental agencies, media propaganda, and censorship, undermines official denials regarding risks from spike-protein antigens, nano-bioelectronic lipid hydrogel “payload” delivery technology, with hexagonal-matrix developed graphene mono/di and tri-atomic and bioelectronic layers used in new drug and vaccines delivery systems, particularly important for overcoming blood-brain barrier restrictions.

Official assurances that the Pfizer and Moderna mRNA vaccines do not contain advanced nano-bioelectronic technology is incongruous, presumably specious, given the extent to which fraud has been committed in the media and health sciences. The now-proven falsity of officials’ safety and efficacy claims pursuant to the “novel” COVID vaccines is one glaring disconcerting example.

Given the current explosive growth in artificial intelligence (“AI”) and nano-bioelectronics impinging on every aspect of life, commerce, biomedicine, and pharmacology, it must be presumed that millions of vaccine recipients are now suffering and subject to the aforementioned risks of toxicity, illnesses, and iatrogenocide.

Accordingly, the presumed deployment of nano-bioelectronic pH-dependent vaccine hydrogel lipids, graphene devices, and spike-protein antigenic complexes, violating religious, philosophical, and human rights laws, requires scrutiny and remedies.

Substantial scientific evidence of lipid hydrogel, vaccine graphene, and spike-protein antigen toxicity has been published. Contrary to common sense, nano-bioelectronic self-replicating neuroscience AI devices claimed to boost immunity, despite increasing reports of immunological toxicity, should be outlawed for as little as lacking informed consent, notwithstanding the threatened extinction of civilization.

Preventatives and cures are consequently being sought and found. Commercially viable natural remedies are available that operate consistently with scientific determinations in these multidisciplinary fields, including “green bioelectronics”.

Green bioelectronics characterizes a product initially invented by NASA scientists to keep astronauts healthy in space. This author, whose conflicting financial interest in this product does not preclude the legitimacy of the scientific facts detailed below.

A remedy called ZeoLOVE™ based on the NASA technology branded OxySilver™ and “OxySilver™ with 528” has proven to generate substantial antioxidant activity and free radical scavenging, competing directly against risky and deadly antibiotics and vaccinations.

This low-cost, risk-free technology is based on natural electromagnetic and bio-acoustic impacts and sound and light frequency dynamics and genetic cymatics out-dating risky vaccines that undermine neurobiology, general immunity, and hastened recovery from infectious diseases, including “COVID”. This ‘antidote’ is identified as a 528 frequency-resonating covalently bonded nano-silver structured water hydrosol (i.e., OxySilver™ with 528”). When combined with humic acid, zeolite, silicon, and anti-oxidant vitamins, this remedy and “antidote” may be relied upon for immune enhancement, disease prevention, and health recovery.

Keywords: Artificial Intelligence; Massachusetts Institute of Technology (MIT); Neuroscience; Neurolink



Figure 1



Figure 2

Introduction

During the past decade, substantial research and developments in the multidisciplinary fields of vaccinology, biophysics, molecular biology, electro-genetics, artificial intelligence ("AI"), neuroscience, and nano-bioelectronics, have been emerging globally, particularly from research groups in the United States and China. Charles Lieber and Robert Langer, respectively at Harvard and the Massachusetts Institute of Technology (MIT), collaborated and largely pioneered vaccine graphene hydrogel nano-bioelectronic self-replicating devices that are increasingly being used for drug/vaccine "genetopharmaceutical" delivery serving neurological objectives and brain-Cloud correspondence [1].

Such advances are considered suitable for merging nanoneurobiology with artificial intelligence and commercializing the "brain-Cloud connection". This "Neurolink" is heralded by leading bioenergy industrialists.

This exploding pharmaceutical commercial interest merges artificial intelligence (AI), nano-bioelectronics, high-speed physiologic and metabolic data mining, genetic engineering, and wireless telecommunications regarding what is ongoing in human bodies in 'real time'.

Most excitedly, pioneers in these fields have evolved nano lipid hydrogel drug (and gene) delivery technology, single or multi-layered graphene with extraordinary strength and electro-conductive capability; while advancing the objective of transducing bio-wave frequency energy signals that largely depend on water, photo-synthetic energy and/or body heat. Lieber and Zhang (also associated with the Chinese Academy of Sciences in Beijing) [2] followed Lieber and Langer, *et al.* co-authored "Macroporous nanowire nanoelectronic scaffolds for synthetic tissues" [3], heralding the "development of three-dimensional (3D) synthetic biomaterials as structural and bioactive scaffolds". These were described as "central" to cellular biophysics and regenerative medicine because they exhibited "robust electronic properties" for exploitation throughout healthcare and beyond.



Figure 3

Even earlier, Lieber led Chinese researchers (T. Cohen-Karni, Q. Qing, Q. Li, Y., and Fang) in the use of "graphene and nanowire transistors for cellular interfaces and electrical recording" [4]. In 2016, Lieber, Gao, Zhou., *et al.* published "Specific detection of biomolecules in physiological solutions using graphene transistor biosensors" [5].

This work to inject lipid hydrogels with or without nano-bioelectronic graphene devices into humans deserves further scrutiny [6].

The "lipophilic core" of the new vaccine hydrogels is supposed to protect the active ingredients (e.g., genetic material) "entrapped inside from environmental (UV, pH) or physiological (immune system, enzymes) degradation while providing good solubility for [drug delivery of] the lipophilic drug" [7].

Graphene, added to certain vaccines, is also used in anti-viral personal protective equipment. (Zhong, H., *et al.* Reusable and recyclable graphene masks with outstanding superhydrophobic and photothermal performances) [8].

Much of this foundational research, and commercial developments, was financed through grants provided by the National Institutes of Health, U.S. military agencies including DARPA; the Office of Naval Research; the Air Force Office of Scientific Research; and private investors heavily financing Big Tech and Big Biotech developments and corporations, including Moderna [9].

As Tang Z, Kong, N. and Lieber, *et al.* reported, "drugs or physical obstacles for killing the virus and stopping the transmission;... could be [done] by heat generated by photothermal materials, such as graphene or by producing reactive oxygen species through a photodynamic [i.e., frequency therapeutic] process. (See also: Zhong, H., *et al.* Reusable and recyclable graphene masks with outstanding superhydrophobic and photothermal performances) [10].

As this commerce in neuroscience and nano-neurobioelectronics exploded, through companies such as Frequency Therapeutics [11] developed by Pfizer scientists, and Galvani Bioelectronics, formed through a partnership between Pfizer's parent, GlaxoSmithKline (GSK) and Verily Life Sciences (formerly Google Life Sciences, a subsidiary of Alphabet Inc.), these enterprises combined "life science" with "expertise in software and electronics for clinical applications" subsequently placing populations at potential or presumed risk [12].

Similar financing enabled Moderna's principal, Robert Langer, and the Langer Lab at MIT to advance related graphene bio-electronic vaccine hydrogel technology presumed to be fundamental to the new "proprietary" mRNA vaccines produced by Moderna and Pfizer, despite official denials and the corporate-controlled media.

Very early in the COVID-19 outbreak, Pfizer and Moderna mRNA vaccine advertisers were heralding the outstanding antiviral and anti-tumor results from lipid nanoparticles and vaccine hydrogel graphene devices. One publicity agent wrote, "The hydrogel steadily released the vaccine—including both the mRNA and the adjuvant—in nanoparticles for at least 30 days, and it migrated to lymph nodes, the team showed". (See: Liu A. An mRNA vaccine delivered in hydrogel shows promise as a durable cancer immunotherapy) [13].




Figure 4

As early as 2008, Langer's team reported novel lipid hydrogel experiments that succeeded in enhancing genetic drug/vaccine delivery and self-assembly of the 'payload' delivery device [14].

Given that Langer—the chief scientist, major stockholder, supreme fundraiser for Moderna, and pioneer of the COVID mRNA vaccine—co-authored drug/vaccine delivery science using the "StampEd Assembly of polymer Layers (SEAL)", biotechnology applicable for vaccine graphene hydrogel delivery and genetic engineering commerce, it is reckless and negligent to presume this most advanced bio-electronic graphene layered nano-technology was neglected in the "novel" experimental and commercial COVID vaccines that were rushed to market under the Emergency Use Authorization forwarded by influenced legislators [15].

Many other commercial applications of this nano bio-electronic graphene technology similarly advanced based on "create[d] injectable pulsatile drug-delivery microparticles, pH sensors, and 3D microfluidic devices that [Langer, *et al.* initially] could not produce using traditional 3D printing" [16].

Desfrancois, *et al.* revealed that "In relation to lipid nanoparticles, a specific emphasis has been put on the LNP key properties and how they influence their inclusion in the hydrogel. Polymer matrices include synthetic polymers such as poly (acrylic acid)-based materials, environment responsive (especially thermo-sensitive) polymers, and innovative polysaccharide-based hydrogels". Accordingly, it must be presumed that among the 'proprietary' ingredients in the new vaccine hydrogels used in "drug delivery" are "environmentally responsive" "thermosensitive" polymers enabling "self-assembly" and long-lasting genetic payload delivery [17].

It is reasonable, therefore, to presume that alkalizing antioxidants can help restore normalcy to vaccine-compromised immunity, especially in vaccines featuring bioelectronic hydrogels.

Pursuant to this proposed remedy for the toxicity of the newer vaccines containing hydrogels that deliver genetic material, to overcome normal immunological defences against foreign invaders, lipid nanoparticles (LNPs) are manufactured and incorporated into hydrogels comprised of "hollow liposomes". These devices become densely packed with nucleic acids and fats.

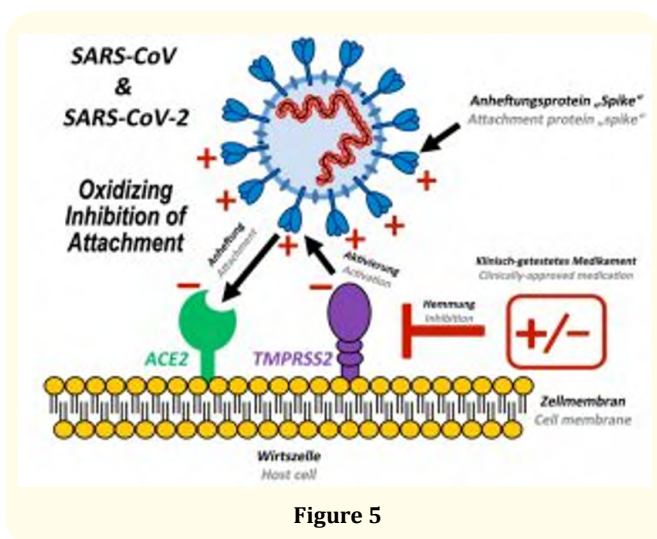


Figure 5

Lipid Nano-particle (LNP) hydrogel toxicity

The newer vaccine hydrogels are comprised of ionized lipids that can be densely packed with genetic material. The lipid hydrogels are positively charged and carry an acidic pH but are claimed to be "neutral in the blood". Yin H, Xu L, and Porter NA. Free radical lipid peroxidation: mechanisms and analysis [18].

Basic chemistry explains that the hydrogel's "neutrality" in blood derives from depleting negatively-charged, immune-boosting, anti-oxidants. Accordingly, the hydrogels risk compromising immunity chemically and bioelectrically. The 'antidote' for this pathogenesis is nutritional anti-oxidant loading, and presumably 528 frequency resonance, according to compounding science [19].



Figure 6

One major hydrogel manufacturer, Protiva, determined that one of its experimental "therapies" using LNPs caused a "more severe immune reaction in humans than it had in the lab". The company assigned most of the blame on "pegylated lipids", in which polyethylene glycol (PEG) strands are attached to "lipid heads" to help control nanoparticle size during formulation.

The added PEG presumably stabilizes the payload delivery device by preventing the particles from "aggregating" in storage. The pegylated lipids also initially shield the particles from being detected and destroyed by immune cells and proteins normally defending against infections and toxic injections. (Cross R. Without these lipid shells, there would be no mRNA vaccines for COVID-19 [20].

Contrariwise, PEG, however, is reported as being the only ingredient in the lipid hydrogel admittedly allergenic [21]. So this ingredient also presumably encourages antioxidant depletion and immunological damage.

Fundamental Graphene Hydrogel Bioelectronics and Biodynamics

The graphene hexagonal ring-shaped lattice "generates heat when impacted by specific wavelengths such as NIR [i.e., near infra-red] light through plasmonic photo-thermal conversion [24]. Upon NIR irradiation, graphene surface plasmons are stimulated. A plasmon is "a quantum or quasiparticle associated with a local collective oscillation of charge density".

According to calculations by Chen., *et al.* [45], when light shines on the largest sphere, "it sets up a surface plasmon - a wave of vibrating electrons on the surface of the sphere - that creates an oscillating electric field". The plasmon electric field induces "random resonance and dipole transmission, which is required for the conversion of thermal photon energy output. The absorption spectra of graphene and GO show that absorbance of GO falls from UV to NIR region while graphene keeps constant absorbance [25].

Showing how sensitively these nano-bioelectronic silver nanoparticles and lipid hydrogels operate, according to Melkamu and Bitew (in Melkamu WW, Bitew LT. Green synthesis of silver nanoparticles using *Hagenia abyssinica* (Bruce) J.F. Gmel plant leaf extract and their antibacterial and antioxidant activities) [26]. "The different parameters like temperature, pH, time, silver nitrate concentration and volume of leaf extract were optimized spectrophotometrically". These researchers described the attributes, utility, and therapeutic benefits of OxySilver™-like AgNPs, thusly.

The synthesized AgNPs showed antimicrobial (gram-negative bacteria (*klebsiella pneumoniae* and *salmonella typhimurium*) and gram-positive bacteria (*Streptococcus pneumoniae*), and antioxidant (2,2-diphenyl-1-picryl-hydrazyl (DPPH) radical scavenging method) activities. The developed method for the AgNPs synthesis... is... eco-friendly... In near future, the synthesized AgNPs could be used in the fields of water treatment, biomedicine, biosensor, and nanotechnology. This author encouraged this two decades ago [27].

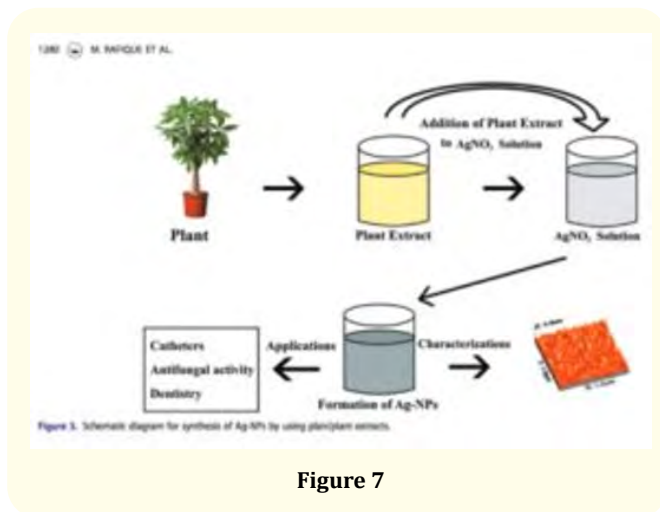


Figure 7

Most significant, the brain-Cloud neuroscience employing these delivery devices for "Transhumanism" and cyborg-like commerce, is advancing. It is hyped that these "new delivery strategies will be required for mRNA therapies that need to reach particular parts of the body, such as the brain". (Cross R. This was mRNA's breakout year, and scientists are just getting started) [22].

Kathryn Whitehead, a drug delivery scientist at Carnegie Mellon University, reported that "Delivery is, and will continue to be, the most significant barrier to implementing mRNA therapeutics for a wide array of diseases" [22].

Accordingly, for public safety, public health, and public duty, the Pfizer and Moderna vaccines must be presumed to incorporate such "new delivery strategies" for brain-Cloud interlacing and genetic monitoring.

Relative to the aforementioned is the bioelectric polarity requirement for the LPN's genetic infusion capability. Carrasco., *et al.* "determined that more negatively charged LNPs exhibit higher off-target systemic expression of mRNA in the liver [and]... undesirable systemic" impacts. Such damaging "[o]ff-target expression of mRNA-LNP vaccines could be minimized through appropriate design of the ionizable lipid and LNP" [22].

Accordingly, manufacturers have relied on the positive charge of the LNP to expand the genetic payload transmission rates [23].




Figure 8



Figure 9

Natural "Green" photoelectrics and bioacoustics: remedies for LNP hydrogel toxicity

Remedially, antioxidants are most useful in preventing and reducing the damaging impact of vaccine hydrogels, as explained below. The active pharmaceutical ingredients (APIs) in the LNPs can be neutralized by interfering with the solubility of these polarized delivery devices. This is done mainly by "hydrogen bonding interactions" that occur between the bioactive (i.e., bioelectric) components in the hydrogel, especially the lipid component [28].

Positive and negative charges regulate biochemistry, bioelectric activity, and vitally important (albeit generally neglected) bio-spirituality. Water (i.e., hydration) plays fundamental roles contributing key elements, oxygen and hydrogen atoms, involved in the aforementioned antioxidant activity, piezoelectricity, polarity, and immunity.

Water is a 'liquid crystal superconductor' of sound and light packets of energy. Sound and light frequencies vibrate and resonate energy (i.e., "phonons" and "photons", respectively). This author considers H₂O "liquid God" [29].

At the nano-level, balanced hydrogen/oxygen water molecule geometry (i.e., molecular structure) generates polarity achieved by two H₂O molecules covalently bonding their tetrahedron shapes.

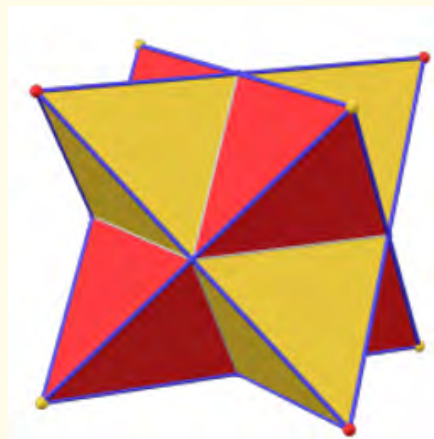


Figure 10

This polarity is balanced by the bonding of the two pyramid structures. This balance is required to avoid bioelectric instability.

Pyramid (tetrahedron) structures are known to receive and transmit energy with applicability to superconductivity [30].

Water in human bodies resonates and broadcasts energy, similarly producing bio-fields, auras, or "bio-spirituality".

Water also holds memory, predicting the efficacy of homeopathy and myriad advancing clinical practices such as "frequency therapeutics" [31].

Meanwhile, in nature, water is crucial for the production of silver nanoparticles [27].

These naturally produced silver nanoparticles have been identified and leveraged in water-based (hydrated) silver hydrosol solutions to act as reducing agents [32,33]. This can be helpful as an 'antidote' for the major hydrogel additive—PEG, that is, the "poly-ethylene glycol block copolymers" in the vaccine hydrogels.

This author has brought to marketing the vaccine alternative and pharma-antibiotic competitor, OxySilver™ resonating and broadcasting 528Hz/nm. This preventative immune-enhancing preventative and remedy initially developed by NASA scientists to keep astronauts healthy on space missions has received substantial corroboration through published science. As reviewed by Rafique., *et al.* [28]. "[T]he development of green synthesis of [silver nanoparticles] Ag-NPs [as provided in OxySilver with 528™] is advancing as a key branch of nanotechnology where the use of biological entities like plant extract or plant biomass... could be an alternative to chemical and physical methods in an eco-friendly way [34].

The advancement of green synthesis over physical and chemical methods are environment friendly, cost-effective, and easily scaled-up for vast scale synthesis of NPs, while high-temperature, energy, pressure, and harmful chemicals are not required for green synthesis [35]. Hence... the green-inspired synthesis of Ag-NPs that can provide advantage over the physical and chemical methods [32]. Accordingly, it is most reasonable and environmentally responsible to consider silver-oxygen antioxidant production using plants and "green synthesis" as commercialized with "OxySilver™ with 528".

Accordingly, the use of plants and plant extracts for producing natural medicine, not limited to antibiotics empowered by Ag-NPs, are considered safe and effective alternatives to risky vaccines and environmentally poisonous antibiotics. Research by Ahmad and Sharma (2012) corroborates this fact. Ahmen and Sharma reported on Ag-NPs synthesized using pineapple juice, as confirmed by High Resolution Transmission Electron Microscopy (HRTEM) and several other methods. Dozens of similar "green synthesis" Ag-NPs manufacturing studies have been published by M. Rafique., *et al.* Spherical Ag-NPs with an average diameter of 12 nm were

confirmed [32]. Rafique., *et al.* reported on the many Ag-NPs synthesized utilizing many other plants and plant extracts. Each was useful in manufacturing and supplying reducing (alkalizing) agents in water solutions containing AgNO₃.



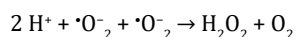
Figure 11

All of the dozens of Ag-NO₃ products produced by the researchers cited by Rafique., *et al.* share another important commonality. Each "green" antibiotic antioxidant derives its reducing power from sunlight (i.e., solar radiation from hydrogen) and its chlorophyll transducers. The resulting electron transfers fuelling antioxidant activity commonly employ the carrier element number 8—oxygen generated by plants, algae, ocean waves, and water evaporation/steam production. Summarily, the root source of life and bio-spiritual sustenance, thereby, resides in the green energy of sunshine, serving to restore and secure health and longevity.

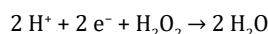
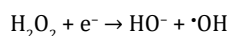
In addition, "[t]he Ag NPs are in spherical shape and exhibit the hexagonal crystal phase" that simulates, thus competes against, hexagonal-shaped graphene nano-sheets for solubility, stability, and electrodynamics [36]. Furthermore, the biosensing and data-mining capacity of vaccine hydrogel bioelectronic devices also competes against the same properties of Ag NPs [33]. The "photocatalytic activity of Ag NPs is... caused by the formation of reactive oxygen species [ROS]".

Similarly, the lipid hydrogel operates piezoelectrically (i.e., using electro-chemistry; and pH, photochemical, and/or thermal differentials). Even the new "self-assembly" nano-bioelectronic

devices manufactured and injected by some vaccines are energized and animated similarly, for instance, by thermal conductivity depending on photovoltaic-like piezoelectricity. Bio-energetically, the reduction of molecular oxygen (O_2) produces superoxide ($\cdot O_2^-$) [37]. The added electron is the precursor [38] to most other reactive oxygen species, such as ($O_2 + e^- \rightarrow \cdot O_2^-$) superoxide that produces alkalizing hydrogen peroxide (as reviewed by Turrens JF (October 2003). "Mitochondrial formation of reactive oxygen species" [39,40]. This chemistry is active:



Aqueous hydrogen peroxide is then fully reduced in water to water; thusly [35]:



This movement of energizing electrons that impact immunity thru immune cell reactivity is why the newer vaccinations' genetic "payload" is coated by the lipid hydrogel device. This protects against this immunological metabolic pathway that otherwise disables genetic drugs and mRNA vaccinations. This is why products such as OxySilver™ with 528, ZeoLOVE™, humus, zinc, and vitamins such as D, C, and E are beneficial. Each provides excellent antioxidant activity. Consequently, in plants and animals, ROS are involved in metabolic processes related to 'frequency therapeutics,' photo-protection, and developed tolerance to various types of stress. Grant JJ, Loake GJ (September 2000). "Role of reactive oxygen intermediates and cognate redox signaling in disease resistance" [41,42].

ROS has a dual role; sometimes harmful or otherwise protective depending on the balance between ROS production and disposal. Inefficient elimination of ROS by the antioxidant system increases during stress. This is known as oxidative stress [43].

Factors that increase ROS production and oxidative stress include: dehydration; sodium chloride (NaCl table-salt) poisoning concomitant with magnesium and potassium deficiencies; cold stress; infections; nutritional deficiencies (e.g., not eating enough organic well-hydrated fruits and vegetables); metal toxicity; and UV and ionizing radiation [44].

Recognizing also that green synthesized Ag NPs are potential candidates for biosensing, and photocatalytic applications puts 528Hz/nm (green) OxySilver™ into the same domain of industrial functionality as the DNA data-mining intended by the vaccine hydrogel nano-bio-electronic 'self-assembling' graphene devices sprinkled with gold, silver or copper [45].

Luo., *et al.* reduced graphene oxide (GO) in the presence of tannic acid, followed by "reduction of [gold chlorite] $AuCl_4^-$ ions in the graphene hydrogel network..." Tannic acid (TA), a typical plant polyphenol widely present in woods, not only reduced GO and [reduced]... the self-assembly of reduced graphene oxide into graphene hydrogel, but also served as the reducing agent and stabilizer for the synthesis and immobilization of [gold nano-particles] Au NPs..." [40] Other studies applied similar electrochemical dynamics using silver and copper.



Figure 12

This confirmed science parallels this author's pioneering developments of Ag-NP products including ZeoLOVE™ with 528. Here, OxySilver™ with 528 is supplemented with humus, zeolite, and antioxidant vitamins. In a scientific literature review titled "Critical Review on Zeolite Clinoptilolite Safety and Medical Applications *in vivo*", published in *Frontiers in Pharmacology* by S. Pavilec, J. Medica., *et al.* (2018; 9: 1350) [46], zeolite positively impacted health "enormously", including detoxification processes.

Humus is reported to be a graphene "antidote", as discussed by Hu, Mu, Kang, Zhou., *et al.* and subsequently confirmed by this

leading Chinese research team in "Humic Acid Acts as a Natural Antidote of Graphene by Regulating Nanomaterial Translocation and Metabolic Fluxes in Vivo" [47,48]. Detoxification by chelating zeolite thereby supplements graphene neutralization and removal using the 'green' combination of pure soil humus/OxySilver (Ag-NPs) and 528 frequency resonating structured water producing antioxidant activity. The humus, humic acid, and fulvic acid reduce the bio-electrically active graphene in vaccine hydrogels as well as the PEG additive in lipid "payload" delivery devices.

The "inherently extraordinary structure" of graphene theoretically results from the cymatic impact of 528Hz, because the nanosheets display the 'sacred geometry' of 528, the water molecule, hexagonal snowflake design, or Solomon's seal—the "Star of David". This is tied to the "key of the house of David" (Isaiah 22:22; Rev. 3:6-8) claimed by this author to be 528Hz. Graphene inherently vibrates at this frequency because its unique structure was scientifically determined to interact with low-frequency photons—light energy packets that result from phonons of sound measured in cycles-per-second called Hertz frequencies [49].



Figure 13

Further securing this remedial thesis, the 528Hz frequency resonating in the "double superconductor of water and silver", that is, the 'pure tone' of 528Hz alone, has been proven to be a powerful antioxidant [50]. This antioxidant activity of 528 frequency supplements the humic acid graphene "antidote" in ZeoLife with 528, because both 528 and humus operate as electron-donating antioxidants, according to the aforementioned studies [51].

Pioneers in the field of water structuring, Lorenzen L. and Flannegan P., presumed these benefits source from DNA rehydration, genetic repair, and cellular upregulation. (Personal communications.) Their work was corroborated by Univ. of Calif. Berkeley professor emeriti Robert Saykally [52]. When manufacturing water memory for genetic repair, antioxidant activity, and heightened immunity, 528Hz frequency particularly may be useful. Aside from being a powerful sonic antioxidant [53] 528Hz has been shown to increase testosterone levels significantly in the brain [54]. Other studies show 528 frequency protection of brain cells (i.e., astrocytes) against death by alcohol poisoning [55].

528Hz is claimed by this author, for good cause, to be "pure tone love"—the "universal healer", and "key of the house of David" (Isaiah 22:22; Rev. 3:6-8). This 528Hz pitch used in musical instrument tuning and spiritual (antioxidant) energy production was presumably used by King David, for his soul-soothing magical healing harp. This "key" "opens doors" according to these old and new testament prophecies. Presumably, the "doors" are spiritual portals to parallel dimensions. This involves metaphysical dimensions and levels of energy such as quantum fields, scalar forces, and higher levels of consciousness as mathematically determined and described by Nepe V and Close E [56]. These metaphysical mathematicians proved the human soul's continuance after death, as well as the existence of God [57,66].

Consequently, the risk to civilization from nano-graphene bioelectronics strikes directly against the soul of humanity and human beings.

Recall that Solomon's seal (i.e., the "star of David") was used on the Israelites' protective shields, implying sacred secreted intelligence fundamental to metaphysics, spiritual energy dynamics, and the graphene "antidote" resonating in humus [58].

This physics and metaphysics background helps us understand the electro-dynamics and energy-mechanics of what is called the "magic angle" [59] in graphene's astonishing nano-electronic properties. This "magic angle" operates in accordance with the laws of physics and creation. Graphene relies on and relays frequency dynamics that are similarly based on 'musical-mathematics,' best understood through cymatic science and publications by Nepe and Close [60].

These bioelectronic and biospiritual associations are presumed from graphene's published science. It is reported that the "magic angle" in graphene's layered matrix is approximately 1.1 degrees. (Sun Z and Hu H. How magical is magic-angle graphene [61]. That means each graphene atom layered upon a similar atom, shifts by 1.1 degree. This close proximity to coherence produces slight dissonance in the electron orbitals that generate energy available to spark "self-assembly", expansion, and biointegration of the transhumanist device. The resonance energy of that dissonance produced by the "magic angle" transmits to and impacts surrounding cells and tissues by way of frequency-impacted water waves. Photovoltaic cells operate somewhat similarly through solar cell "hole" technology [62].

Presumably, the "build-in strain" is caused by the aforementioned 1.1 degree 'magic angle' shift in electronic nano layers of the graphene hydrogel lipid technology. The "holes" between the shifted layers cause structural and bioelectronic dissonance and electron flow through "holes" in the scaffolds, resulting in electric current and electric field generation akin to photovoltaic cell technology. This best explains the injected graphene matrix's ability to acquire energy from the vaccinated individual through these 'magic angle' holes, to empower artificial self-assembly, as well as enabling sending and receiving biodata wirelessly, instantly.

This author also considers special graphene metaphysics and sacred geometrics of the carbon 6 rings consistent with "matrix math" as apparent in the original Solfege musical scale wherein successive notes in the Hymn to St. John (the Water) Baptist are each separated by precisely 111 "degrees". Curiously, the digital display "11:11" has been frequently reported by people affirming their "spiritual connection". This coherence of spirituality and reception by human biology is best described as 'God consciousness' in accordance with Nepe and Close's discoveries [63].

Summary and Conclusions

Much of the earliest work using "novel" mRNA vaccines leveraging hydrogel bioelectronics and graphene neuroscience was done by Charles Lieber's group at Harvard in collaboration with Robert Langer's group at MIT. Lipid hydrogels delivering graphene transistors were shown to be excellent devices for analyzing blood and body fluids in real-time within high-ionic solutions. This unprecedented technology was found suitable for analyzing proteins, nucleic acids, and other biomolecules in 'real-time'.

Nanotech web [64] reported that such "graphene transistors" advancing "transhumanism" might be "exploited in implantable electronic probes such as those that detect critical neurotransmitter signals within the brain" [65].

Given these bio-electronic impacts on the "neural and cardiac tissue", converting humans to bioelectrified 'transhumans' with concomitant "pH changes" acidifying "inside and outside" blood vessels, it is most reasonable to consider toxicology associated with reported increases in "cardiovascular and haematological complications following COVID-19 vaccination" damaging "at least 2567 cases" reviewed by Al-Ali, *et al.* [66,67].

Generically, the "novel" genetic and bioelectronic vaccines compete directly against nature, biology, and OxySilver™ with 528 frequency resonating technologies, including ZeoLOVE™ with 528, humus, and zeolite. Only by advancing "green" "bio-spiritual" technologies can the corruption of natural immunity and increased morbidity and mortality across civilization wain and eventually end.

'Magic-angle' graphene mono, di and tri layers made fluorescent labeling largely obsolete, much like OxySilver™ and ZeoLOVE™ with 528 antioxidant activity makes all vaccinations and antibiotics arguably obsolete. "We believe this could dramatically transform tissue implants in regenerative medicine" [65], Lieber predicted.

Bibliography

1. Horowitz LG. "COVID COUP: The Rise of the Fourth Reich". Medical Veritas International, Inc., Las Vegas, NV, (2022).
2. "Quintessential review of this science titled "Nano-Bioelectronics". In Chemical Review 116 (2016): 215-257.
3. "Macroporous nanowire nanoelectronic scaffolds for synthetic tissues". *Nature Material* 11.11 (2012): 986-994.
4. *Nano Letter* 10 (2010): 1098-1102. 2010
5. *Proceedings of the National Academy of Sciences of the United States of America* 113 (2016): 14633-14638.
6. Tang Z., *et al.* "A materials-science perspective on tackling COVID-19". *Nature Reviews Materials* 5 (2020): 847-860.
7. Desfrançois C., *et al.* "Lipid Nanoparticles and Their Hydrogel Composites for Drug Delivery: A Review". *Pharmaceuticals (Basel)* 11.4 (2018): 118.

8. Hong Zhong, *et al.* "Reusable and Recyclable Graphene Masks with Outstanding Superhydrophobic and Photothermal Performances". *ACS Nano* 14 (2020): 6213-6221.
9. Horowitz, *et al.* U.S. District Court of SW Florida, Case No. 2:20-cv-00955-JLB-NPM. Complaint filed Dec. 1 (2020).
10. Hong Zhong, *et al.* "Reusable and Recyclable Graphene Masks with Outstanding Superhydrophobic and Photothermal Performances". *ACS Nano* 14 (2020): 6213-6221.
11. <https://www.frequencytx.com/people/john-lamattina-phd/>
12. <https://galvani.bio/about/>
13. FIERCE Biotech. Feb. 17 (2021).
14. Zhang L., *et al.* "Self-Assembled Lipid-Polymer Hybrid Nanoparticles: A Robust Drug Delivery Platform". *ACS Nano* 2.8 (2008): 1696-1702.
15. https://eua.modernatx.com/covid19vaccine-eua/recipients/?tc=ps_6c60nnp&cc=4003&gclsrc=ds
16. McHugh KJ, *et al.* "Fabrication of fillable microparticles and other complex 3D microstructures". *Science* 375.6356 (2017): 1138-1142.
17. Desfrancois C., *et al.* "Lipid Nanoparticles and Their Hydrogel Composites for Drug Delivery: A Review". *Pharmaceuticals (Basel)* 11.4 (2018): 118.
18. *Chemical Reviews* 111.10 (2010): 5944-5972
19. Babayi T and Riazi GH. "The Effects of 528 Hz Sound Wave to Reduce Cell Death in Human Astrocyte Primary Cell Culture Treated with Ethanol". *Journal of Addiction Research and Therapy* 8 (2017): 335.
20. c&en March 6 (2021).
21. Garvey LH and Nasser S. "Anaphylaxis to the first COVID-19 vaccine, is polyethylene glycol the culprit?" Dec. 17 (2020).
22. Chemical and Engineering News, American Chemical Society (2022).
23. Carrasco MJ, *et al.* "Ionization and structural properties of mRNA lipid nanoparticles influence expression in intramuscular and intravascular administration". *Communications Biology* 4 (2021): 956.
24. Chen YW, *et al.* "Functionalized graphene nanocomposites for enhancing photo-thermal therapy in tumor treatment" (2021).
25. Phan LMT, *et al.* "Graphene Integrated Hydrogels Based Biomaterials in Photothermal Biomedicine". *Nanomaterials (Basel)* 11.4 (2021): 906.
26. Waleign Wubet Melkamu and Legesse Terefe Bitew. "Green synthesis of silver nanoparticles using Hagenia abyssinica (Bruce) J.F. Gmel plant leaf extract and their antibacterial and anti-oxidant activities". *Heliyon* 7.11 (2021): e08459.
27. Horowitz LG. "Healing Celebrations: Miraculous Recoveries Through Ancient Scriptures, Natural Medicine and Modern Science". Tetrahedron, Inc. Sandpoint, ID (2000).
28. Bing Zhang, *et al.* "Dense Hydrogen-Bonding Network Boosts Ionic Conductive Hydrogels with Extremely High Toughness, Rapid Self-Recovery, and Autonomous Adhesion for Human-Motion Detection". *Research* (2021): 14.
29. Horowitz LG. "Walk on Water". Tetrahedron, LLC. Sandpoint, ID (2006).
30. Kang JH, *et al.* "Superconductivity in undoped BaFe2As2 by tetrahedral geometry design". *Proceedings of the National Academy of Sciences of the United States of America* 117.35 (2020): 21170-21174.
31. Horowitz LG. "Electrodynamics and 528 Frequency Resonance in Water Science Helps Solve the Mystery in Homeopathy". *Homœopathic Links* 32.2 (2019): 051-063.
32. Muhammad Rafique, *et al.* "A review on green synthesis of silver nanoparticles and their applications". (2017).
33. Muhammad Rafique, *et al.* "A review on green synthesis of silver nanoparticles and their applications". *Artificial Cells, Nanomedicine, and Biotechnology* 45.7 (2016): 1272-1291.
34. Reddy G, *et al.* "Nanosilver review". *International Journal of Advances in Pharmacy and Biotechnology* 2 (2012): 9-15.
35. Ahmed S, *et al.* "A review on plants extract mediated synthesis of silver nanoparticles for antimicrobial applications: a green expertise". *Journal of Advanced Research* 7 (2016b): 17-28.
36. Kevin Varghese Alex, *et al.* "Green synthesized Ag nanoparticles for bio-sensing and photocatalytic applications". *ACS Omega* 5.22 (2020): 13123-13129.

37. <https://en.wikipedia.org/wiki/Superoxide>
38. [https://en.wikipedia.org/wiki/Precursor_\(chemistry\)](https://en.wikipedia.org/wiki/Precursor_(chemistry))
39. <https://www.ncbi.nlm.nih.gov/pmc/articles/PMC2343396/>
40. Julio F Turrens. "Mitochondrial formation of reactive oxygen species". *The Journal of Physiology* 552 (2003): 335-344.
41. <https://www.ncbi.nlm.nih.gov/pmc/articles/PMC1539275/>
42. J J Grant and G J Loake. "Role of reactive oxygen intermediates and cognate redox signaling in disease resistance". *Plant Physiology* 124.1 (2020): 21-29.
43. https://en.wikipedia.org/wiki/Oxidative_stress
44. Sosa Torres ME., *et al.* "Chapter 1, Section 3 The dark side of dioxygen". In Kroneck PM, Torres ME (eds.). AND, Sustaining Life on Planet Earth: Metalloenzymes Mastering Dioxygen and Other Chewy Gases. *Metal Ions in Life Sciences* 15 (2015): 1-12.
45. T Luo J., *et al.* "Tannic acid functionalized graphene hydrogel for entrapping gold nanoparticles with high catalytic performance toward dye reduction". *Journal of Hazardous Materials* 300 (2015): 615-623.
46. <https://www.ncbi.nlm.nih.gov/pmc/articles/PMC6277462/>
47. <https://pubs.acs.org/doi/pdf/10.1021/es5012548>
48. Hu Zhou., *et al.* "Many corroborations, provides a 'state-of-the-art' practical "antidote" for vaccine recipients concerned about their exposure to lipid hydrogels, PEG, graphene, graphene-oxide, and other graphene-mediated bio-electronic risks as further discussed below". *Environmental Science and Technology* 48.12 (2014): 6919-6927.
49. Horowitz L. "Antidote for COVID Vaccine Graphene Nano-Bioelectronic Intoxication". Medical Veritas International, Inc. June 21 (2022).
50. Babayi and Riazi. "The Effects of 528Hz Sound Waves to Reduce Cell Death in Human Astrocyte Primary Cell Cultures Treated with Ethanol". *Journal of Addiction Research and Therapy* 84 (2017).
51. "In addition to the aforementioned natural remedies for vaccine toxicity, immune boosters are especially empowered by water structuring. The structuring of water enables greater micro-nutrient absorption, as well as humic antioxidant, vitamin, and mineral absorption". Studies reviewed by Michael Lindinger in the *Journal of Animal Science* show structured water manufactured using magnetic fields, sound, and light (such as 528Hz/nm) "increased rate of growth" of plants and animals and "reduced markers of oxidative stress". *Structured water: Effects on animals* 99.5 (2021): skab063.
52. Brini E., *et al.* "How Water's Properties Are Encoded in Its Molecular Structure and Energies". *Chemical Reviews* 117.19 (2019): 12385-12414.
53. Babayi T and Riazi GH. "The Effects of 528 Hz Sound Wave to Reduce Cell Death in Human Astrocyte Primary Cell Culture Treated with Ethanol". *Journal of Addiction Research and Therapy* 8 (2017): 335.
54. Daylari TB., *et al.* "Influence of various intensities of 528Hz sound-waves during the production of testosterone in rats' brains produced behavioral changes". *Genes and Genomics* 41 (2019): 201-211.
55. Op. cit., Babayi and Riazi (2017).
56. Neppe VM and Close ER. "The Neppe-Close triadic dimensional vertical paradigm: An invited Summary". *International Journal of Physics Research and Applications* Jan. 13 (2020).
57. "Reality Begins with Consciousness: A Paradigm Shift that Works, e-book heralded by PR Newswire".
58. Hu Mu., *et al.* "Humic Acid Acts as a Natural Antidote of Graphene by Regulating Nanomaterial Translocation and Metabolic Fluxes *in Vivo*". *Environmental Science and Technology* 48.12 (2014): 6919-6927.
59. <https://www.sciencedirect.com/science/article/pii/S2590238520301235>
60. Op. cit. Neppe and Close (2020).
61. Hau Z., *et al.* "Electric field-tunable superconductivity in alternating-twist magic-angle trilayer graphene". *Science* 371.6534 (2021): 1133-1138.
62. Staff. How a Solar Cell Works. American Chemical Society [ACS].
63. Op. cit. Neppe and Close (2020).

64. <http://cml.harvard.edu/assets/Graphene-transistors-could-make-electronic-bioprobes-nanotechweb.pdf>
65. Staff. "Graphene transistors could make electronic bioprobes". Nanotechweb.org. Dec. 9, (2016).
66. <https://www.ncbi.nlm.nih.gov/pmc/articles/PMC8817142/>
67. "Cardiovascular and haematological events post COVID-19 vaccination: A systematic review".